

Specifications

| Models | S-60 X / S-60 XC | | S-65 | |
|---------------------------------------|------------------|---------|-------------|---------|
| Measurements | US | Metric | US | Metric |
| Working height maximum* | 64 ft 4 in | 19.79 m | 71 ft | 21.80 m |
| Platform height maximum | 58 ft 4 in | 17.79 m | 65 ft | 19.80 m |
| Horizontal reach maximum | 50 ft 10 in | 15.48 m | 56 ft 2 in | 17.10 m |
| Below ground reach | 5 ft 7 in | 1.70 m | 8 ft 11 in | 2.72 m |
| A Platform length | 3 ft | 0.91 m | 3 ft | 0.91 m |
| B Platform width | 8 ft | 2.44 m | 8 ft | 2.44 m |
| C Height - stowed | 8 ft 11 in | 2.72 m | 8 ft 11 in | 2.72 m |
| Height - stowed Trax | 9 ft 1 in | 2.77 m | 9 ft 1 in | 2.77 m |
| D Length - stowed | 27 ft 9 in | 8.46 m | 30 ft 11 in | 9.42 m |
| Length - transport (jib tucked under) | — | — | 25 ft | 7.60 m |
| E Width (with standard tires) | 8 ft 2 in | 2.49 m | 8 ft 2 in | 2.49 m |
| Width - Trax | 8 ft 6 in | 2.59 m | 8 ft 6 in | 2.59 m |
| F Wheelbase | 8 ft 3 in | 2.51 m | 8 ft 3 in | 2.51 m |
| G Ground clearance - center | 1 ft 2.5 in | 0.37 m | 1 ft 2.5 in | 0.37 m |
| - Trax center | 1 ft 5 in | 0.43 m | 1 ft 5 in | 0.43 m |

Productivity

| | | | | |
|-------------------------------|----------------------|---------------|----------------------|----------|
| Lift capacity - X | 500 lbs/1000 lbs | 227 kg/454 kg | 500 lbs | 227 kg |
| - XC | 750 lbs/1250 lbs | 340 kg/680 kg | | |
| Platform rotation | 160° | | 160° | |
| Vertical jib rotation | — | | 135° | |
| Turntable rotation | 360° continuous | | 360° continuous | |
| Turntable tailswing | 4 ft | 1.22 m | 4 ft | 1.22 m |
| Drive speed - 4WD stowed | 3.0 mph | 4.8 km/h | 3.0 mph | 4.8 km/h |
| - Trax stowed | 2.3 mph | 3.7 km/h | 2.3 mph | 3.7 km/h |
| - raised or extended | 0.68 mph | 1.1 km/h | 0.68 mph | 1.1 km/h |
| Gradeability - 2WD - stowed** | 30% | | 30% | |
| - 4WD - stowed** | 45% | | 45% | |
| Turning radius - inside | 7 ft 9 in | 2.36 m | 7 ft 9 in | 2.36 m |
| - outside | 18 ft 2 in | 5.54 m | 18 ft 9 in | 5.72 m |
| - Trax option inside | 12 ft | 3.66 m | 12 ft | 3.66 m |
| - Trax option outside | 22 ft 3 in | 6.78 m | 22 ft 3 in | 6.78 m |
| Controls | 12 V DC proportional | | 12 V DC proportional | |
| Tires - RT Lug | 355/55D 625 | | 355/55D 625 | |

Power

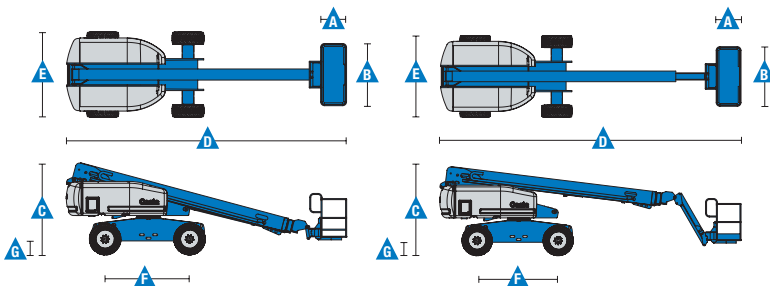
| | | | | |
|-----------------------------|--|---------|--------|---------|
| Power source | 48 hp (35.79 kW) Deutz diesel T4f D2.9L4 48 hp (35.79 kW) Perkins diesel T4f 404F-22 74 hp (55 kW) Deutz turbo diesel T4i D2011L04i 75 hp (56 kW) Ford gas/LPG MSG425 | | | |
| Auxiliary power unit | 12 V DC | | | |
| Hydraulic tank capacity | 45 gal | 170 L | 45 gal | 170 L |
| Fuel tank capacity - diesel | 35 gal | 132 L | 35 gal | 132 L |
| - gas | 30 gal | 113.6 L | 30 gal | 113.6 L |

Weight***

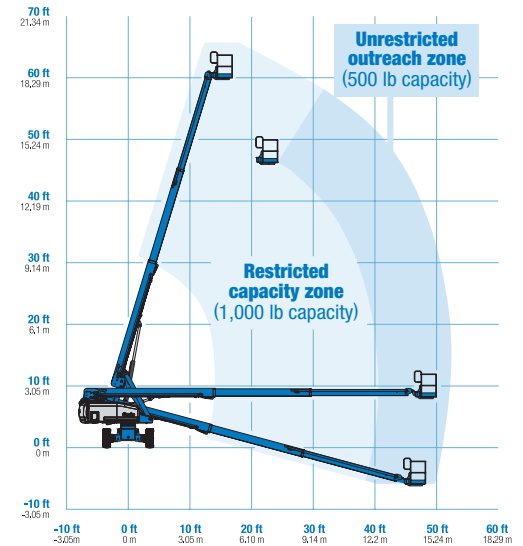
| | | | | |
|--------|------------|-----------|------------|-----------|
| 2WD | 20,570 lbs | 9,330 kg | 22,100 lbs | 10,024 kg |
| 4WD | 20,740 lbs | 9,408 kg | 22,270 lbs | 10,102 kg |
| Trax | 25,430 lbs | 11,535 kg | 26,960 lbs | 12,229 kg |
| XC**** | 21,967 lbs | 9,964 kg | | |

Standards Compliance

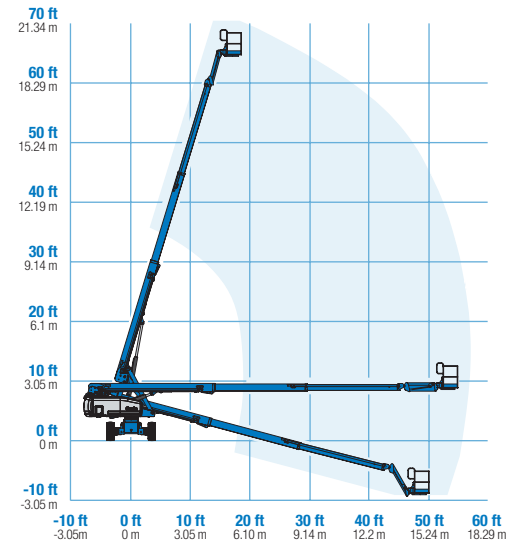
ANSI A92.5, CSA B354.4, EN 280, AS 1418.10



Range Of Motion S-60 X



Range Of Motion S-65 (500 lb capacity)



* The metric equivalent of working height adds 2 m to platform height. U.S. adds 6 ft to platform height.

** Gradeability applies to driving on slopes, see operator's manual for details regarding slope ratings.

*** Weight will vary depending on slope, see operator's manual for details regarding slope ratings.

**** S-60 XC not available with track system

Features

| Standard Features | Easily Configured To Meet Your Needs | Options & Accessories |
|--|--|---|
| <p>Measurements</p> <p>S-60 X</p> <ul style="list-style-type: none"> 64 ft 4 in (19.79 m) working height 50 ft 10 in (15.48 m) horizontal reach 500 lbs (227 kg) unrestricted and 1000 lbs (454 kg) restricted lift capacity <p>S-60 XC</p> <ul style="list-style-type: none"> 64 ft 4 in (19.79 m) working height 50 ft 10 in (15.48 m) horizontal reach 750 lbs (340 kg) unrestricted and 1250 lbs (680 kg) restricted lifting capacity <p>S-65</p> <ul style="list-style-type: none"> 71 ft (21.80 m) working height 56 ft 2 in (17.10 m) horizontal reach 500 lbs (227 kg) lift capacity <p>Productivity</p> <ul style="list-style-type: none"> Self-leveling platform 160° hydraulic platform rotation Proportional joystick controls Fuel select switch on platform and ground control panels (Gas/LPG models) Drive enable AC power cord to platform Horn Hour meter Tilt alarm Descent alarm 360° continuous turntable rotation Positive traction drive Two speed wheel motors <p>Power</p> <ul style="list-style-type: none"> 12 V DC auxiliary power Anti-restart engine protection Auto engine fault shutdown Swing out engine tray Intake air heater (Deutz engine) | <p>Platform Options</p> <ul style="list-style-type: none"> Steel 8 ft (2.44 m) (standard) Steel 6 ft (1.83 m) Steel 8 ft (2.44 m) tri-entry Steel 4 ft (1.22 m) <p>Jib Options</p> <ul style="list-style-type: none"> Non-jib (S-60 only) 5 ft (1.52 m) jib boom (S-65 only) <p>Engine Options</p> <ul style="list-style-type: none"> 48 hp (35.79 kW) Deutz diesel T4f* (standard) 48 hp (35.79 kW) Perkins diesel T4f* 74 hp (55 kW) Deutz turbo diesel T4i** 75 hp (56 kW) Ford gas/LPG <p>Drive Options</p> <ul style="list-style-type: none"> 2WD 4WD (standard) <p>Axle Options</p> <ul style="list-style-type: none"> Active oscillation (4WD) Non-oscillating (2WD) <p>Tire Options</p> <ul style="list-style-type: none"> Rough terrain air-filled (standard) Rough terrain foam-filled Rough terrain non-marking (air or foam-filled) High flotation air-filled Sealant treated air-filled Trax (track system) | <p>Productivity Options</p> <ul style="list-style-type: none"> Platform swing gate Half-mesh platform inserts with swing gate Platform top auxiliary rail Welder Ready package Weld leads to platform Air line to platform Hydraulic oil cooler Biodegradable hydraulic oil Hostile environment kit Deluxe hostile environment kit Aircraft protection package (6 ft platform) Thumb rocker steer Tool tray Alarm package Panel cradle package (tri-entry platform only) Lockable platform control box covers Second battery Tow package Work light package Operator Protective Structure <p>Power Options</p> <ul style="list-style-type: none"> Engine gauge package*** AC generator packages (110V/-220V/50Hz, 3000W) Cold Weather Packages Diesel scrubber/spark arrestor muffler (catalytic muffler)**** LPG tank 33.5 lbs (15.19 kg) capacity Intake air pre-cleaner**** <p>* Also available as Tier 4i in limited regions ** Available only with Track system option *** Available only with Ford engine **** Available only with Tier4i diesel engines</p> |



Genie United States

18340 NE 76th Street
P.O. Box 97030
Redmond, Washington 98073-9730
Telephone +1 (425) 881-1800
Toll Free in USA/Canada +1 (800)-536-1800
Fax +1 (425) 883-3475

Distributed By:


The Lifting Professionals
Bolingbrook, IL (630) 972-9199 **South Holland, IL (219) 972-9199**
[Click Here to Request a Quote](#)

Effective Date: February, 2015. Product specifications and prices are subject to change without notice or obligation. The photographs and/or drawings in this document are for illustrative purposes only. Refer to the appropriate Operator's Manual for instructions on the proper use of this equipment. Failure to follow the appropriate Operator's Manual when using our equipment or to otherwise act irresponsibly may result in serious injury or death. The only warranty applicable to our equipment is the standard written warranty applicable to the particular product and sale and we make no other warranty, express or implied. Products and services listed may be trademarks, service marks or trade names of Terex Corporation and/or their subsidiaries in the USA and many other countries. Genie is a registered trademark of Terex South Dakota, Inc. © 2015 Terex Corporation.